


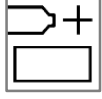





TDS 10-1-1





Cardea® Universal Putty

| | |
|----------------------------|--|
| Description | Cardea® Universal Putty is a high-build polyester body filler designed to fill dents and surface irregularities on body parts. |
| Related Products | Cardea® Universal Putty Putty hardener |
| Substrate | Steel, galvanize, aluminum, polyester/epoxy surfaces, Cardea® Epoxy Primer Note: Do not apply Cardea® Universal Putty on thermoplastic acrylics and wash primers. |
| Surface Preparation | <div style="display: flex; align-items: flex-start;"> <div style="margin-right: 10px;">    </div> <div> <p>Degrease with Cardea® U-Clean 300 by clean cloth.</p> <p>Steel : Dry sanding - P80 sanding paper Galvanize : Dry sanding - P180 sanding paper Aluminum : Dry sanding - P180 sanding paper Polyester/Epoxy: Dry sanding - P280 sanding paper Old Paint : Dry sanding - P80 → P180 → P280 sanding paper</p> <p>Clean with Cardea® U-Clean 300 by clean cloth.</p> </div> </div> |
| Mixing | <div style="display: flex; align-items: center;"> <div style="margin-right: 10px;">  </div> <div> <p>Cardea® Universal Putty : 100 Putty hardener : 2</p> <p>Note: Mix putty and hardener until uniform color is achieved.</p> </div> </div> |
| Pot Life | 5-6 min (at 20°C) |
| Application | <div style="display: flex; align-items: flex-start;"> <div style="margin-right: 10px;">  </div> <div> <p>Apply putty by using a spatula at an angle of 60° to the surface. Fill dents by applying putty with several thin coats. Dry film thickness shouldn't be more than 5 mm.</p> </div> </div> |



TDS 10-1-1

Cardea® Universal Putty

| | |
|---------------------------|--|
| Drying |  <p>20°C / 20 min 40°C / 10 min</p>  <p>5-6 min The distance between surface and shortwave IR lamps should be 50 - 70 cm and must be used at low potential mode. The temperature should not exceed 70°C.</p> |
| Next Coat |  <p>Dry sanding - P80 → P180 → P280 sanding paper</p>  <p>Cardea® Primers & Fillers. See TDS No: 20-1-1, 20-1-2, 20-2-1</p> |
| Equipment Cleaning | Use acrylic or cellulosic thinners |
| Package | <p>Cardea® Universal Putty :1 kg; 1,8 kg Putty hardener :20 g; 36 g</p> |
| Color | Beige |
| Safety | Professional use only. See Material Safety Data Sheet. |